

Touchscreens by Control Technology Corp.

Model 4370 touchscreen

7.0" color display panel and touchscreen

- ▶ Bright 7.0" 65536 color TFT LCD display
 - ▶ NEMA4/IP65 compliant front panel
 - ▶ Built-in Flash memory
 - ▶ 1 USB host port, 1 USB device port, 3 RS232 and 2 RS485 ports
- ▶ Ethernet:
 - TCP/IP
 - Modbus TCP
 - Ethernet IP

General specifications

Display size:	
Screen (diagonal)	7.0"
Screen resolution	800 x 480 px
Display type	65536 color TFT LCD
Touchscreen type	4-wire analog resistive
CPU	32-bit RISC 400 MHz processor
System DRAM	64 MB on board DDR2
Storage	128 MB Flash memory on board
Construction	plastic molding housing
Hardware	
Sound output	No
Real time clock	built-in
Power input	24 VDC ± 20%, 250 mA @ 24VDC
Environmental	
Temperature:	
Operating	0 - 45°C
Storage	-25 - 70°C
Relative humidity	10 - 90% @ 40°C, non-condensing
Dimensions	
Front dimensions	200 x 146 mm
Cutout dimensions	192 x 138 mm



Documentation number: 950-437001-001

Model 4370 touchscreen

Additional specifications

Parameter	Value
LCD display	
Backlight	LED
Pixel pitch (H x V, mm)	0.1905 x 0.0635
Viewing angle	70/50/70/70 (T/B/R/L)
Luminance (cd/m ²)	300
Contrast ratio	500:1
Backlight life	30,000 hrs.
Touchscreen	
Resolution	continuous
Light transmission	above 80%
Life	1 million activation minimum
Communications	
Ethernet	1 10/100 base-T
USB	1 USB 1.1 Host port, 1 USB 2.0 Device port
Serial ports:	2 multi-function
COM1	RS232/RS485 (2- or 4-wire)
COM2	RS232
COM3	RS232/RS485 (2-wire)
Peripherals	USB barcode device, mouse, printer, keyboard or storage device; wireless devices

Parameter	Value
Environmental	
Shock (operation)	10 -25 Hz (X, Y, Z direction 2G 30 minutes)
EMI	Complies with FCC Class A
CE	Complies with EN50081-2 and EN50082-2 standards
Front panel	NEMA4/IP65
EasyBuilder software specification	
Screen editor	EasyBuilder vEB8000 3.00 or later (requires Windows 2000 or XP)
Number of windows	up to 1989 windows
Number of objects	up to 500 per window, limited by memory
Text strings	limited only by memory
Graphic formats supported	BMP, GIF, JPG, PNG
Macro scripts	easy to use macro scripting language
System requirements (computer)	Pentium processor 90 MHz or faster, 16 MB RAM, 10 MB available hard disk space, minimum 800 x 600 resolution VGA, one RS232 port

Model 4370 touchscreen

7.0" color display panel and touchscreen

Summary of EasyBuilder objects

Bit lamp – place an indicator that is bit triggered

Word lamp – place an indicator that is Word triggered

Set bit – set a bit on a button press, button hold, window change, backlight activation or data entry.

Set word – set a word on a button press, button hold, window change, backlight activation or data entry.

Toggle switch – toggle a bit

Multistate switch – increment/decrement a word

Slider – change word value by dragging cursor

Function button – perform a system operation

Numeric input/display – change/display numeric data

ASCII input/display – change/display alphanumeric data

X, Y move animation – move an object via pixel coordinates

Spot move animation – move an object on a predefined path

Direct window – popup window on bit status change

Indirect window – popup window depending on Word's value

Bar graph – display data as changing rectangle

Alarm display – display predefined text strings in response to bit changes

Trend graph – plot active data on a trend

Data history display – show contents of data logger

Meter – display one of four different types of meters

Scrolling alarm – display predefined text strings in response to bit changes

Event display – display and log predefined text strings in response to bit or word changes

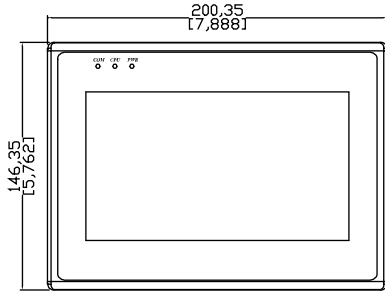
Data logging – move controller data to USB or CF card memory

PLC controls – change window, backlight control, macro execution, data transfer

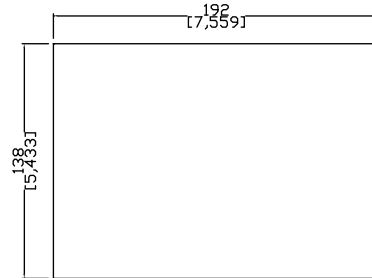
Model 4370 touchscreen

Dimensions

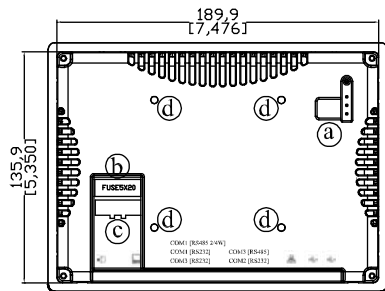
All dimensions are in mm [in].



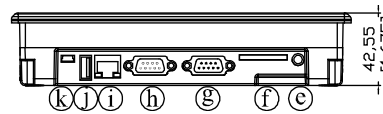
Front view



Cutout dimensions



Rear view



Bottom view

Port mapping key for rear and bottom views

a	DIP switch and reset button	g	COM1 [RS232], COM2 [RS232]
b	fuse	h	COM1 [RS485], COM3 [RS485], COM3 [RS232]
c	power connector	i	Ethernet port [RJ-45]
d	VESA 75 mm screw holes	j	USB Host port
e	N/A	k	USB Device port
f	SD card slot		

Copyright © 2009 - 2011 Control Technology Corp. All Rights Reserved. Specifications are subject to change without notice.