

# Touchscreens by Control Technology Corp.

## Model 4343NE touchscreen

4.3" color display panel and touchscreen – no Ethernet

- ▶ Bright 4.3" 65536 color TFT LCD display
- ▶ NEMA4/IP65 compliant front panel
- ▶ Built-in Flash memory for data logging
- ▶ 1 USB Device port, 1 RS232/RS485 port

### General specifications

Display size:	
Screen (diagonal)	4.3"
Screen resolution	480 x 272 px
Display type	65536 color TFT LCD
Touchscreen type	4-wire analog resistive
CPU	32-bit RISC 400MHz processor
System DRAM	64 MB DDR2 on board
Storage	128 MB Flash
Construction	plastic molding housing
<b>Hardware</b>	
Sound output	No
Real time clock	No
Power input	24 VDC, ± 20%, 250 mA @ 24 VDC
<b>Environmental</b>	
Temperature:	
Operating	0 - 45°C
Storage	-25 - 70°C
Relative humidity	10 - 90% @ 40 °C, non-condensing
<b>Dimensions</b>	
Front dimensions	128 x 102 mm
Cutout dimensions	119 x 93 mm



Documentation number: 950-434302-000

# Model 4343NE touchscreen

4300

## Additional specifications

Parameter	Value
<b>LCD display</b>	
Backlight	LED
Pixel pitch (H x V, mm)	0.198 x 0.198
Viewing angle	50/70/70/70 (T/B/R/L)
Luminance (cd/m <sup>2</sup> )	450
Contrast ratio	500:1
Backlight life	30,000 hr.
<b>Touchscreen</b>	
Resolution	continuous
Light transmission	above 80%
Life	1 million activation minimal
<b>Communications</b>	
Ethernet	No
USB	1 mini USB 2.0 high speed Device port
Serial ports: COM1	1 multi-function RS232/RS485 (2- or 4-wire)

Parameter	Value
<b>Environmental</b>	
Shock (operation)	10 -25 Hz (X, Y, Z direction 2G 30 minutes)
EMI	Complies with FCC Class A
CE	Complies with EN50081-2 and EN50082-2 standards
Front panel	NEMA4/IP65
<b>EasyBuilder software specification</b>	
Screen editor	EasyBuilder vEB8000 3.00 or later (requires Windows 2000 or XP)
Number of windows	up to 1989 windows
Number of objects	up to 500 per window, limited by memory
Text strings	limited only by memory
Graphic formats supported	BMP, GIF, JPG, PNG
Macro scripts	easy to use macro scripting language
System requirements (computer)	Pentium processor 90 MHz or faster, 16 MB RAM, 10 MB available hard disk space, minimum 800 x 600 resolution VGA, one RS232 port

## Model 4343NE touchscreen

4.3" color display panel and touchscreen – no Ethernet

### Summary of EasyBuilder objects

**Bit lamp** – place an indicator that is bit triggered

**Word lamp** – place an indicator that is Word triggered

**Set bit** – set a bit on a button press, button hold, window change, backlight activation or data entry.

**Set word** – set a word on a button press, button hold, window change, backlight activation or data entry.

**Toggle switch** – toggle a bit

**Multistate switch** – increment/decrement a word

**Slider** – change word value by dragging cursor

**Function button** – perform a system operation

**Numeric input/display** – change/display numeric data

**ASCII input/display** – change/display alphanumeric data

**X, Y move animation** – move an object via pixel coordinates

**Spot move animation** – move an object on a predefined path

**Direct window** – popup window on bit status change

**Indirect window** – popup window depending on Word's value

**Bar graph** – display data as changing rectangle

**Alarm display** – display predefined text strings in response to bit changes

**Trend graph** – plot active data on a trend

**Data history display** – show contents of data logger

**Meter** – display one of four different types of meters

**Scrolling alarm** – display predefined text strings in response to bit changes

**Event display** – display and log predefined text strings in response to bit or word changes

**Data logging** – move controller data to USB or CF card memory

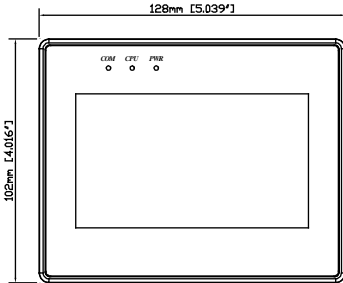
**PLC controls** – change window, backlight control, macro execution, data transfer

# Model 4343NE touchscreen

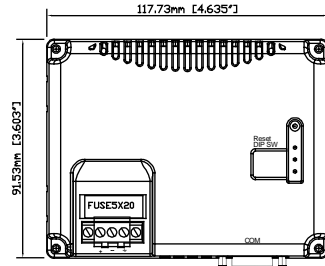
4300

## Dimensions

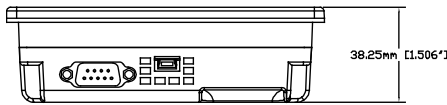
All dimensions are in mm [in].



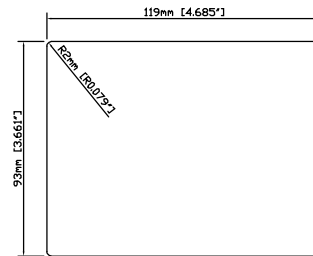
Front view



Rear view

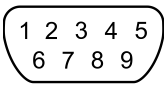


Bottom view



Cutout dimensions

Pin designations				
Pin assignment of the 9-pin, male, SUB-D COM1 [RS232], COM1 [RS485 2-wire/4-wire]				
Pin #	Symbol	COM1 [RS485 4-wire]	COM1 [RS485 2-wire]	COM1 [RS232]
1	Rx-	Rx-	Data-	
2	Rx+	Rx+	Data+	
3	Tx-	Tx-		
4	Tx+	Tx+		
5	GND			
6	TxD			Transmit
7				
8				
9	RxD			Receive



Copyright © 2009 – 2011 Control Technology Corp. All Rights Reserved. Specifications are subject to change without notice.